
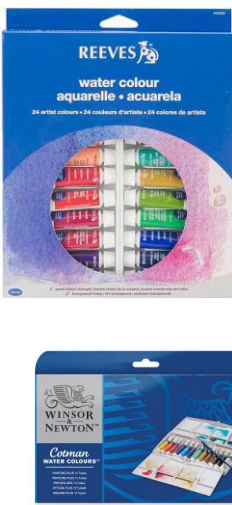





Watercolor for Beginners (Adults/Young Adults)

Materials:

Item	Where to find/ purchase	Image	Notes
Arches Watercolor Paper	<p>Arches 140lb cold press watercolor paper (comes in size 22"x30"), cut into sizes 4"x6" or 5"x7". If you feel comfortable with a larger piece to work with, feel free to cut accordingly. Available in Hobby Lobby/Blick https://www.hobbylobby.com/search/?text=arches+watercolor&quickview=101562</p> <p>Note: The side of the paper that has the word "Arches" appearing, is the right side. Make sure to mark the wrong side with a pencil on each of the cut pieces, so you know which is the right/wrong side.</p> <p style="text-align: center;">OR</p> <p>You can also try Arches 140lb cold press watercolor pad at Hobby Lobby/Michaels/Blick https://www.michaels.com/default/10338217.html https://www.hobbylobby.com/Art-Supplies/Painting-Canvas-Art-Surfaces/Watercolor-Paper-Boards/Arches-Watercolor-Paper-Pad---9-x-12/p/6754</p>		
Regular watercolor paper for practice	<p>For practice of multiple techniques before we try on Arches, you can get the following: https://www.hobbylobby.com/Art-Supplies/Painting-Canvas-Art-Surfaces/Watercolor-Paper-Boards/Master's-Touch-Watercolor-Paper-Pad---6%22-x-8%22/p/101776</p> <p style="text-align: center;">OR</p> <p>Use any watercolor paper you might already have</p>		
Watercolor Paints	<p>I typically use "Daniel Smith" and "Sennelier" Artists' paints. If you have these, you may use.</p> <p>Else, if you are an absolute beginner you can get Artists/Student grade TUBES of any one of the following brands:</p> <ul style="list-style-type: none"> Reeves https://www.walmart.com/ip/Reeves-Watercolor-Paint-10ml/27542577?wmlspartner=wlp&selectedSellerId=1148&&adid=2222222227018942284&wl0=&wl1=g&wl2=c&wl3=40944845672&wl4=pla-78884688272&wl5=9032030&wl6=&wl7=&wl8=&wl9=pla&wl10=112562587&wl11=online&wl12=27542577&veh=sem&gclid=CjwKCAjwydP5BRBREiwA-qrCGk-55MaOzI4iKs5kZN0ZQOiT68nSzxcCICX81YzRA7rLsWCun0NXSBoCUHoQAvD_BwE Winsor & Newton Grumbacher Sennelier M.Graham 		<p>If you have a watercolor set already, please let me know of the brand</p>

Item	Where to find/ purchase	Image	Notes
Watercolor brushes	<p>Preferably synthetic/taklon/sable watercolor brushes – I use “Princeton”</p> <ul style="list-style-type: none"> • Round 3 or 4 • Round 6 or 8 • Round 0 or 1 • Flat ¾” <p>OR you could get the following set</p> <p>https://www.amazon.com/Princeton-Heritage-Warercolor-Synthetic-Professional/dp/B01MYF32QP/ref=sr_1_10?crd=5TOHQC34N8L5&dchild=1&keywords=princeton+watercol+paint+brushes&qid=1597357402&sprefix=princeton+watercolor+paint%2Caps%2C932&sr=8-10</p>		<p>If you already have brushes at home, please don't buy more</p>
White Mixing Dish	<p>Any white paint mixing dish/palette will work</p> <p>https://www.dickblick.com/products/eldajon-palette/</p>		
Artist's tape/Mounting tape (Optional)	<p>This tape can be used to mount the watercolor paper on the clipboard</p> <p>https://www.dickblick.com/items/24124-1012/</p>		

Keep the following materials handy	
<ul style="list-style-type: none"> • A piece of old cloth/rag to blot water from brush 	<ul style="list-style-type: none"> • A few paper/ towels
<ul style="list-style-type: none"> • Not a very pointed/sharp pencil and eraser 	<ul style="list-style-type: none"> • 2 containers/ buckets/mugs with clean water
<ul style="list-style-type: none"> • Any stiff board/clipboard to mount the watercolor paper • Use an easel only if you are comfortable with it 	